


Assembly of other products using:
body/contact assemblies: see page 36068/2
accessories: see page 36070/2

Selector switches with standard handle (1)

Screw clamp terminal connections							
Shape of head	Type of operator	Type of contact		Positions		Reference	Weight
		N/O	N/C	Number	Type		

Complete units



XB4 BD33

	Standard handle, black	1	–	2-position	Stay put		XB4 BD21 (ZB4 BZ101 + ZB4 BD2)	0.095
		1	–		Spring return from right to left		XB4 BD41 (ZB4 BZ101 + ZB4 BD4)	0.100
		1	1		Stay put		XB4 BD25 (ZB4 BZ105 + ZB4 BD2)	0.095
		2	–	3-position	Stay put		XB4 BD33 (ZB4 BZ103 + ZB4 BD3)	0.095
					Spring return to centre		XB4 BD53 (ZB4 BZ103 + ZB4 BD5)	0.095

Heads only



ZB4 BD4

	Standard handle, black			2-position	Stay put		ZB4 BD2	0.040
					Spring return from right to left		ZB4 BD4	0.045
				3-position	Stay put		ZB4 BD3	0.040
					Spring return to centre		ZB4 BD5	0.040
					Spring return from left to centre		ZB4 BD7	0.040
					Spring return from right to centre		ZB4 BD8	0.040

Heads only with other coloured handles

	Standard handle, white	add suffix 01 to the reference, example: ZB4 BD201
	Standard handle, green	add suffix 03 to the reference, example: ZB4 BD203
	Standard handle, red	add suffix 04 to the reference, example: ZB4 BD204
	Standard handle, yellow	add suffix 05 to the reference, example: ZB4 BD205
	Standard handle, blue	add suffix 06 to the reference, example: ZB4 BD206








Heads with black metal bezel

To order, add a figure 7 to the references selected above.
Example: **ZB4 BD2** becomes **ZB4 BD27**.

(1) Recommended maximum number of contacts and sequence of contacts constituting the body (fixing collar + contact) associated with the head, see page 36072/2.

Assembly of other products using:
body/contact assemblies: see page 36068/2
accessories: see page 36070/2

Selector switches with knurled knob ⁽¹⁾




Shape of head	Type of operator	Positions		Reference	Weight kg						
		Number	Type								
Heads only											
	Black knurled knob	2-position	Stay put		ZB4 BD29	0.043					
			Spring return from right to left		ZB4 BD49	0.050					
	3-position	Stay put				ZB4 BD39	0.040				
								Spring return to centre		ZB4 BD59	0.040
								Spring return from left to centre		ZB4 BD79	0.040
								Spring return from right to centre		ZB4 BD89	0.040

106198



ZB4 BD29

Toggle switches ⁽¹⁾

Shape of head	Type of operator	Positions		Reference	Weight kg	
		Number	Type			
Heads only						
	Black lever	2-position	Stay put		ZB4 BD28	0.026
			Spring return		ZB4 BD48	0.026

814205






ZB4 BD28

Heads with black metal bezel

To order, add a figure 7 to the references selected above.
Example: ZB4 BD29 becomes ZB4 BD297.

⁽¹⁾ Recommended maximum number of contacts and sequence of contacts constituting the body (fixing collar + contact) associated with the head, see page 36072/2.

Assembly of other products using:
combined sub-assemblies: see page 36068/6
accessories: see page 36070/2

Illuminated selector switches with standard handle, with integral LED (1)																
Screw clamp terminal connections																
Shape of head	Type of operator	Type of contact		Positions Number Type	Supply voltage V	Colour of handle	Reference	Weight kg								
		N/O	N/C													
Complete units																
 <p>106192</p> <p>XB4 BK123B5</p>		Standard handle	1	1	2-position Stay put ✓	~ 24	Green	XB4 BK123B5 (ZB4 BW0B35 + ZB4 BK1233)	0.101							
							Red	XB4 BK124B5 (ZB4 BW0B45 + ZB4 BK1243)	0.101							
							Orange	XB4 BK125B5 (ZB4 BW0B55 + ZB4 BK1253)	0.101							
													~ 48...120	Green	XB4 BK123G5 (ZB4 BW0G35 + ZB4 BK1233)	0.101
							Red	XB4 BK124G5 (ZB4 BW0G45 + ZB4 BK1243)	0.101							
							Orange	XB4 BK125G5 (ZB4 BW0G55 + ZB4 BK1253)	0.101							
													~ 230...240	Green	XB4 BK123M5 (ZB4 BW0M35 + ZB4 BK1233)	0.101
							Red	XB4 BK124M5 (ZB4 BW0M45 + ZB4 BK1243)	0.101							
							Orange	XB4 BK125M5 (ZB4 BW0M55 + ZB4 BK1253)	0.101							
							 <p>106193</p> <p>XB4 BK134B5</p>			1	1	3-position Stay put ✓	~ 24	Green	XB4 BK133B5 (ZB4 BW0B35 + ZB4 BK1333)	0.101
														Red	XB4 BK134B5 (ZB4 BW0B45 + ZB4 BK1343)	0.101
														Orange	XB4 BK135B5 (ZB4 BW0B55 + ZB4 BK1353)	0.101
						~ 48...120								Green	XB4 BK133G5 (ZB4 BW0G35 + ZB4 BK1333)	0.101
Red	XB4 BK134G5 (ZB4 BW0G45 + ZB4 BK1343)	0.101														
Orange	XB4 BK135G5 (ZB4 BW0G55 + ZB4 BK1353)	0.101														
						~ 230...240								Green	XB4 BK133M5 (ZB4 BW0M35 + ZB4 BK1333)	0.101
Red	XB4 BK134M5 (ZB4 BW0M45 + ZB4 BK1343)	0.101														
Orange	XB4 BK135M5 (ZB4 BW0M55 + ZB4 BK1353)	0.101														








(1) Recommended maximum number of contacts constituting the body (fixing collar + contact) associated with the head, see page 36072/2.

Harmony® XB4, metal

Illuminated selector switches with standard handle,
with integral LED

Assembly of other products using:
combined sub-assemblies: see page 36068/6
accessories: see page 36070/2

Illuminated selector switches with standard handle, with integral LED (continued) (1)

Shape of head	Type of operator	Positions		Colour of handle	Reference	Weight kg	
		Number	Type				
Heads only (2)							
	Standard handle	2-position	Stay put		White	ZB4 BK1213	0.036
				Green	ZB4 BK1233	0.036	
				Red	ZB4 BK1243	0.036	
				Orange	ZB4 BK1253	0.036	
				Blue	ZB4 BK1263	0.036	
			Spring return from right to left		White	ZB4 BK1413	0.037
			Green	ZB4 BK1433	0.037		
			Red	ZB4 BK1443	0.037		
			Orange	ZB4 BK1453	0.037		
			Blue	ZB4 BK1463	0.037		
	3-position	Stay put	Stay put		White	ZB4 BK1313	0.036
				Green	ZB4 BK1333	0.036	
				Red	ZB4 BK1343	0.036	
				Orange	ZB4 BK1353	0.036	
				Blue	ZB4 BK1363	0.036	
			Spring return to centre		White	ZB4 BK1513	0.036
			Green	ZB4 BK1533	0.036		
			Red	ZB4 BK1543	0.036		
			Orange	ZB4 BK1553	0.036		
			Blue	ZB4 BK1563	0.036		
Spring return from right to centre	Stay put	Stay put		White	ZB4 BK1813	0.036	
				Green	ZB4 BK1833	0.036	
				Red	ZB4 BK1843	0.036	
				Orange	ZB4 BK1853	0.036	
				Blue	ZB4 BK1863	0.036	
Spring return from left to centre	Stay put	Stay put		White	ZB4 BK1713	0.036	
				Green	ZB4 BK1733	0.036	
				Red	ZB4 BK1743	0.036	
				Orange	ZB4 BK1753	0.036	
				Blue	ZB4 BK1763	0.036	



ZB4 BK1343

Heads with black metal bezel

To order, add a figure 7 to the references selected above.
Example: **ZB4 BK1213** becomes **ZB4 BK12137**.





- (1) Recommended maximum number of contacts constituting the body (fixing collar + contact) associated with the head, see page 36072/2.
(2) Only for use with bodies comprising a light source with integral LED.


Harmony® XB4, metal

Selector switches with long handle: normal and padlockable



























Assembly of other products using:
body/contact assemblies: see page 36068/2
accessories: see page 36070/2

Selector switches with long handle (1)						
Screw clamp terminal connections						
Shape of head	Type of operator	Type of contact		Positions		Reference
		N/O	N/C	Number	Type	
Weight						
kg						

Complete units							
	Long handle, black	1	-	2-position	Stay put	 ZB4 BJ21 (ZB4 BZ101 + ZB4 BJ2)	0.096
				3-position	Stay put	 ZB4 BJ33 + (ZB4 BZ103 + ZB4 BJ3)	0.096
					Spring return to centre	 ZB4 BJ53 (ZB4 BZ103 + ZB4 BJ5)	0.096



ZB4 BJ21

Heads only											
	Long handle, black	1	-	2-position	Stay put	 ZB4 BJ2	0.040				
					Spring return from right to left	 ZB4 BJ4	0.045				
				3-position	Stay put	 ZB4 BJ3	0.040				
					Spring return to centre	 ZB4 BJ5	0.040				
					Spring return from left to centre	 ZB4 BJ7	0.040				
					Spring return from right to centre	 ZB4 BJ8	0.040				
					Long handle, padlockable (2)	1	-	2-position	Stay put	 ZB4 BJ291	0.048
									 ZB4 BJ292	0.048	
 ZB4 BJ294	0.048										
Spring return from right to left	 ZB4 BJ491	0.054									
3-position	Stay put	 ZB4 BJ391	0.048								
	 ZB4 BJ392	0.048									
	 ZB4 BJ393	0.048									
	 ZB4 BJ394	0.048									
	 ZB4 BJ395	0.048									
	 ZB4 BJ396	0.048									
	 ZB4 BJ397	0.048									
	Spring return to centre	 ZB4 BJ593	0.048								
Spring return from right to centre	 ZB4 BJ891	0.048									
	 ZB4 BJ893	0.048									
	 ZB4 BJ895	0.048									
	 ZB4 BJ792	0.048									
	 ZB4 BJ793	0.048									
 ZB4 BJ796	0.048										



ZB4 BJ3




ZB4 BJ291

Heads with black metal bezel

To order, add a figure 7 to the references selected above.
Example: **ZB4 BJ2** becomes **ZB4 BJ27**.

(1) Recommended maximum number of contacts and sequence of contacts constituting the body (fixing collar + contact) associated with the head, see page 36072/2.

(2) The symbol  indicates the padlocking positions.








Assembly of other products using:
body/contact assemblies: see page 36068/2
accessories: see page 36070/2

Key switches ^{(1) (2)}



























Screw clamp terminal connections

Shape of head	Type of operator	Type of contact		Number	Type	Reference	Weight
		N/O	N/C				

Complete units

 XB4 BG33		Key switch with key n° 455	1	-	2-position	Stay put	 XB4 BG21 (ZB4 BZ101 + ZB4 BG2)	0.153
							 XB4 BG41 (ZB4 BZ101 + ZB4 BG4)	0.153
							 XB4 BG61 (ZB4 BZ101 + ZB4 BG6)	0.153
							 XB4 BG03 (ZB4 BZ103 + ZB4 BG0)	0.153
			2	-	3-position	Stay put	 XB4 BG33 (ZB4 BZ103 + ZB4 BG3)	0.153


Heads only

 ZB4 BG0		Key switch with key n° 455 ^{(3) (4)}	1	-	2-position	Stay put	 ZB4 BG2	0.098						
							 ZB4 BG02	0.098						
							 ZB4 BG4	0.098						
							 ZB4 BG6	0.098						
							3-position	Stay put	 ZB4 BG0	0.098				
									 ZB4 BG3	0.098				
									 ZB4 BG5	0.098				
									 ZB4 BG9	0.098				
									 ZB4 BG09	0.098				
												Spring return from left to centre	 ZB4 BG1	0.098
												Spring return to centre	 ZB4 BG7	0.098
												Spring return from right to centre	 ZB4 BG8	0.098
													 ZB4 BG05	0.098
						 ZB4 BG08	0.098							
		Key switch with key TEC10	1	-	2-position	Stay put	 ZB4 BG2TEC10	0.160						
							 ZB4 BG4TEC10	0.160						
							 ZB4 BG6TEC10	0.170						
							3-position	Stay put	 ZB4 BG0TEC10	0.160				
									 ZB4 BG3TEC10	0.160				
									 ZB4 BG5TEC10	0.160				
									 ZB4 BG9TEC10	0.160				
									 ZB4 BG7TEC10	0.170				
												Spring return from right to centre	 ZB4 BG05TEC10	0.170

Heads with black metal bezel

To order, add a figure 7 to the references selected above. Example: **ZB4 BG2** becomes **ZB4 BG27**.

(1) Recommended maximum number of contacts and sequence of contacts constituting the body (fixing collar + contact) associated with the head, see page 36072/2.

(2) The symbol  indicates key withdrawal position(s).

(3) Other key numbers: Key n° 421E: add suffix **12** to the reference. Key n° 458A: add suffix **10** to the reference.

Key n° 520E: add suffix **14** to the reference. Key n° 3131A: add suffix **20** to the reference.

Example: For a switch head with key n° 421E, 2-position stay put, with key withdrawal from the left-hand position, the reference becomes **ZB4 BG212**.

(4) For specific keys with other numbers, please consult your Regional Sales Office.