

DESIGO™ PX

DESIGO Touch panel 10" MP277

**6FL4303-
2CA11**

For use with the PXC...-U (with a PXA30-W2 / PXA30-W0 extension module)

Used in conjunction with a modular PXC...-U automation station and the plug-in extension module PXA30-W2 or PXA30-W0, the DESIGO Touch Panel is a convenient device for the display and operation of building services. The Web operator unit, which incorporates Internet Explorer, makes operation highly user-friendly.

- Compact construction and shallow mounting profile
- Front plate is not susceptible to oils, fats or common cleaning agents
- High grade TFT 10.4" display with 64k colors and 640 x 480 pixels
- Touch screen, analog resistive
- Windows® CE 5.0 operating system
- RJ45 Ethernet connection
- Display via Microsoft Internet Explorer®
- Easy to operate, direct access to plant information
- Generic and graphics-based operation and display of plant functions (alarm handling, time schedules, calendars, setpoint adjustments, display of measured values, etc.)
- Supports uniform access protection throughout the DESIGO system
- Protection standard class IP65/NEMA 4x/NEMA 12 (front) and. IP20 (rear)

Functions

The DESIGO Touch Panel functions are based on those of PX-WEB.
Refer to the user's guide:

User's guide








PX-WEB Web operation, CM110757.

Indicators and operator controls









Navigation is based on the Microsoft Internet Explorer.
The following buttons for operation are permanently available at the top of the screen:



Buttons for Web browser operation

	(No function)
	Backward navigation
	Forward navigation
	Stop page display
	Refresh
	Home page
	Favorites
	Add Favorite

Touch panel configuration buttons

	Display/hide keyboard
	Increase brightness of backlighting
	Reduce brightness of backlighting
	Configuration mode
	Cleaning mode: Touch Screen is locked for several seconds
	Device reset
	Cross, red: Another browser window is open, and can be closed with this button.
	Cross, gray: Function unavailable

Note The DESIGO Touch Panel allows you to open a maximum of 2 browser windows at a time.
The second window is indicated by the cross in red in the toolbar. An error message will be displayed if you attempt to open a third browser window.
Before opening a new browser window, you must first close one of the other windows.

Auto Sleep Mode

- The backlighting is enabled as soon as the screen is touched anywhere.
- If the screen is not touched for approximately 5 minutes, the backlighting is automatically reduced.

Type summary

6FL4303-2CA10

Touch Panel 10" MP277

Ordering

When ordering, please specify the quantity, product name and type code.

Example:

1 DESIGO Touch Panel 10" 6FL4303-2CA11

Compatibility

Device	Type	Data sheet
Modular automation stations	PXC...-U	N9221
Extension module for graphics-based Web operation	PXA30-W2	N9265
Extension module for graphics-based Web operation	PXA30-W0	N9266

Disposal



The device includes electrical and electronic components and must not be disposed of as domestic waste. The printed circuit board and the housing must be disposed of separately in accordance with local regulations.

Current local legislation must be observed.

Mounting instructions

The DESIGO Touch Panel 10" is suitable for installation in the control panel front.

Commissioning

Calibration

When it is switched on for the first time, the DESIGO Touch Panel starts automatically in Touch Screen calibration mode. Instructions are shown in the display panel.

After calibration, the cursor can be positioned correctly.


Firmware download:

The firmware can be downloaded using The ProSave service tool from Siemens A&D.

The update process is described in the commissioning guide, CM110791.

Construction


Front und side



Undersurface



Rear



- ① Display / Touch Screen
- ② Mounting seal
- ③ Slot for a tension clamp
- ④ Interfaces
- ⑤ Type label
- ⑥ DIL switch
- ⑦ Captions of the interfaces

Technical data

General device data	Operating voltage	DC 24 V
	Range	DC 20.4 – 28.8V
	Nominal current	0.7 A
	Operating system	Windows CE 5.0
Display	Type	TFT liquid crystal display (LCD)
	Variable	10.4"
	Type	Analog, resistive
	Resolution (W x H in pixels)	640 x 480
	Colors	64k
	Language for operation	English (US)
Operation	MTBF of backlighting (at 25°C)	Approx. 50,000 h
	Touch-sensitive surface	
	Numeric/alphanumeric inputs	Yes/Yes (on screen)
Mounting	Membrane keyboard	No
	Mounting method	Tension clamps
	Orientation	Vertical
Connection	Max. tilt without artificial ventilation	+ / – 35°
	Ethernet	RJ45 interface
Housing protection standard	Front	IP65, NEMA 4, NEMA 4x, NEMA 12; (if installed)
	Rear	IP20
Ambient conditions	Operation	
	Temperature (installed vertically)	0 ... 50°C
	Temperature (at max. tilt)	0 ... 40°C
	Humidity	90% rh
	Transport and storage	
	Temperature	–20 ... +60°C
Humidity	90% rh	
Standards	CE, GL, ABS, DNV, LRS, FM Class I Div. 2, cULus, EX Zone 2/22, C-TICK	
Material	Front panel	Primarily aluminum
Dimensions (See "Dimensions")	Cut-out	310 x 248 mm
	Mounting depth	61 mm
Weight	Excluding packaging	Approx.. 2650 g

Dimensions

All dimensions in mm

