

C60N circuit-breakers

B, C and D curves

IEC 898: 6000 A, IEC 947-2: 10 kA

functions

The circuit-breakers combine the following functions:

- protection of circuits against short-circuit currents,
- protection of circuits against overload currents,
- control,

- isolation,
- protection of persons against indirect contact with TN and IT earthing systems.

C60N circuit-breakers are used in the tertiary and industrial sectors.

description

technical data common to C60N circuit-breakers

- power circuit
- voltage rating: 440 V AC
- breaking capacity according to IEC 947-2, Icu ultimate breaking capacity (O-CO cycle):

rating (A)	type	voltage (V)	breaking capacity Icu (kA)
------------	------	-------------	----------------------------

0.5...63	1P	230...240	10
		400...415	3 (1)
1P + N, 2P, 3P, 4P	2P, 3P, 4P	230...240	20
		400...415	10

(1) breaking capacity under 1 pole with IT isolated neutral system (case of double fault).

- limitation class (IEC 898): 3
- number of cycles (O-C): 20 000
- environment
- tropicalisation: treatment 2 (relative humidity: 95 % at 55 °C)
- connection: tunnel terminals for the following cables:
 - 16 mm² flexible or 25 mm² rigid up to 25 A ratings
 - 25 mm² flexible or 35 mm² rigid for 32 to 63 A ratings.

B curve

utilisation
when the short-circuit currents are weak.

- power circuit:
- ratings: 10 to 63 A set at 30 °C
- tripping curve: the magnetic trip units operate between 3 and 5 I_n
- breaking capacity according to IEC 898, Icn ultimate breaking capacity (O-CO cycle):

rating (A)	type	voltage (V)	breaking capacity Icn (A)
------------	------	-------------	---------------------------

10...63	1P	230...400	6 000
	1P + N	230	6 000
	2P, 3P, 4P	400	6 000

□ limitation class (IEC 898): 3

C curve

utilisation
cables feeding conventional loads.

- power circuit
- ratings: 0.5 to 63 A set at 30 °C
- tripping curves: the magnetic trip units operate between 5 and 10 I_n
- breaking capacity according to IEC 898, Icn ultimate breaking capacity (O-CO cycle):

rating (A)	type	voltage (V)	breaking capacity Icn (A)
------------	------	-------------	---------------------------

0.5...63	1P	230...400	6 000
	1P + N	230	6 000
	2P, 3P, 4P	400	6 000

□ limitation class (IEC 898): 3

D curve

utilisation
loads with high inrush current (motors, transformers)

- power circuit
- rating: 0.5 to 63 A set at 40 °C
- tripping curve: the magnetic trip units operate between 10 and 14 I_n
- fast closing: allows the high inrush currents of some loads to be better held
- isolation with positive break indication: opening is indicated by a green strip on the device operating handle. This indicator shows opening of all the poles.

catalogue numbers



23985

type	rating (A)	catalogue number	width in mod. of 9 mm	quantity per batch
B curve C60N				
1P	4	23975	2	12
	6	23976	2	12
	10	23977	2	12
	13	23978	2	12
	15	23933	2	12
	16	23979	2	12
	20	23980	2	12
	25	23981	2	12
	32	23982	2	12
	40	23983	2	12
	50	23984	2	12
	63	23985	2	12

C60N circuit-breakers

B, C and D curves

IEC 898: **6000 A**, IEC 947-2: 10 kA

catalogue numbers



23996

type	rating (A)	catalogue number	width in mod. of 9 mm	quantity per batch
B curve C60N (continued)				
1P+N 	4	23986	4	6
	6	23987	4	6
	10	23988	4	6
	13	23989	4	6
	15	23934	4	6
	16	23990	4	6
	20	23991	4	6
	25	23992	4	6
	32	23993	4	6
	40	23994	4	6
	50	23995	4	6
	63	23996	4	6



24007

2P 	4	23997	4	6
	6	23998	4	6
	10	23999	4	6
	13	24000	4	6
	15	23935	4	6
	16	24001	4	6
	20	24002	4	6
	25	24003	4	6
	32	24004	4	6
	40	24005	4	6
	50	24006	4	6
	63	24007	4	6



24016

3P 	4	24008	6	4
	6	24009	6	4
	10	24010	6	4
	13	24011	6	4
	15	23936	6	4
	16	24012	6	4
	20	24013	6	4
	25	24014	6	4
	32	24015	6	4
	40	24016	6	4
	50	24017	6	4
	63	24018	6	4



24027

3P+N 	4	24019	6	4
	6	24020	6	4
	10	24021	6	4
	13	24022	6	4
	15	23937	6	4
	16	24023	6	4
	20	24024	6	4
	25	24025	6	4
	32	24026	6	4
	40	24027	6	4
	50	24028	6	4
	63	24029	6	4



24038

4P 	4	24030	8	3
	6	24031	8	3
	10	24032	8	3
	13	24033	8	3
	16	24034	8	3
	20	24035	8	3
	25	24036	8	3
	32	24037	8	3
	40	24038	8	3
	50	24039	8	3
	63	24040	8	3

C60N circuit-breakers

B, C and D curves

IEC 898: 6000 A, IEC 947-2: 10 kA

catalogue numbers



24317

type	rating (A)	catalogue number	width in mod. of 9 mm	quantity per batch
------	------------	------------------	-----------------------	--------------------

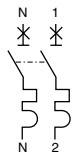
C curve C60N (continued)

1P	rating (A)	catalogue number	width in mod. of 9 mm	quantity per batch
	0.5	24067	2	12
	1	24305	2	12
	2	24306	2	12
	3	24307	2	12
	4	24308	2	12
	6	24309	2	12
	10	24310	2	12
	13	24371	2	12
	15	24411	2	12
	16	24311	2	12
	20	24312	2	12
	25	24313	2	12
	32	24314	2	12
	40	24315	2	12
	50	24316	2	12
	63	24317	2	12



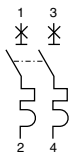
24330

1P + N	rating (A)	catalogue number	width in mod. of 9 mm	quantity per batch
	1	24318	4	6
	2	24319	4	6
	3	24320	4	6
	4	24321	4	6
	6	24322	4	6
	10	24323	4	6
	13	24373	4	6
	15	24412	4	6
	16	24324	4	6
	20	24325	4	6
	25	24326	4	6
	32	24327	4	6
	40	24328	4	6
	50	24329	4	6
	63	24330	4	6



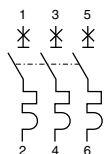
24339

2P	rating (A)	catalogue number	width in mod. of 9 mm	quantity per batch
	0.5	24068	4	6
	1	24331	4	6
	2	24332	4	6
	3	24333	4	6
	4	24334	4	6
	6	24335	4	6
	10	24336	4	6
	13	24375	4	6
	15	24413	4	6
	16	24337	4	6
	20	24338	4	6
	25	24339	4	6
	32	24340	4	6
	40	24341	4	6
	50	24342	4	6
	63	24343	4	6



24351

3P	rating (A)	catalogue number	width in mod. of 9 mm	quantity per batch
	0.5	24069	6	4
	1	24344	6	4
	2	24345	6	4
	3	24346	6	4
	4	24347	6	4
	6	24348	6	4
	10	24349	6	4
	13	24377	6	4
	16	24350	6	4
	20	24351	6	4
	25	24352	6	4
	32	24353	6	4
	40	24354	6	4
	50	24355	6	4
	63	24356	6	4



C60N circuit-breakers

B, C and D curves

IEC 898: **6000 A**, IEC 947-2: 10 kA

catalogue numbers

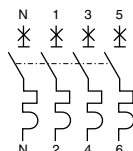


24394

type	rating (A)	catalogue number	width in mod. of 9 mm	quantity per batch
------	------------	------------------	-----------------------	--------------------

C curve C60N (continued)

3P+N

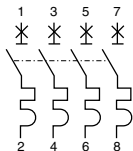


1	24380	8	3
2	24381	8	3
3	24382	8	3
4	24383	8	3
6	24384	8	3
10	24386	8	3
13	24387	8	3
15	24415	8	3
16	24388	8	3
20	24389	8	3
25	24390	8	3
32	24391	8	3
40	24392	8	3
50	24393	8	3
63	24394	8	3



24369

4P



1	24357	8	3
2	24358	8	3
3	24359	8	3
4	24360	8	3
6	24361	8	3
10	24362	8	3
16	24363	8	3
20	24364	8	3
25	24365	8	3
32	24366	8	3
40	24367	8	3
50	24368	8	3
63	24369	8	3



24625

D curve C60N

1P



0.5	24493	2	12
1	24625	2	12
2	24626	2	12
3	24627	2	12
4	24628	2	12
6	24629	2	12
10	24630	2	12
16	24632	2	12
20	24633	2	12
25	24634	2	12
32	24635	2	12
40	24636	2	12
50	24637	2	12
63	24638	2	12



24664

2P



0.5	24494	4	6
1	24653	4	6
2	24654	4	6
3	24655	4	6
4	24656	4	6
6	24657	4	6
10	24658	4	6
16	24660	4	6
20	24661	4	6
25	24662	4	6
32	24663	4	6
40	24664	4	6
50	24665	4	6
63	24666	4	6

C60N circuit-breakers

B, C and D curves

IEC 898: **6000 A**, IEC 947-2: 10 kA

catalogue numbers

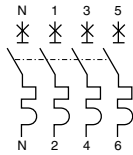


24606

type	rating (A)	catalogue number	width in mod. of 9 mm	quantity per batch
------	------------	------------------	-----------------------	--------------------

D curve C60N

3P

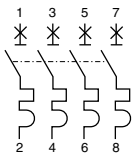


0.5	24495	6	4
1	24667	6	4
2	24668	6	4
3	24669	6	4
4	24670	6	4
6	24671	6	4
10	24672	6	4
16	24674	6	4
20	24675	6	4
25	24676	6	4
32	24677	6	4
40	24678	6	4
50	24679	6	4
63	24680	6	4



24621

4P



0.5	24496	8	3
1	24681	8	3
2	24682	8	3
3	24683	8	3
4	24684	8	3
6	24685	8	3
10	24686	8	3
16	24688	8	3
20	24689	8	3
25	24690	8	3
32	24691	8	3
40	24692	8	3
50	24693	8	3
63	24694	8	3

additional information

[Vigi modules](#): page 90115/2
[electrical auxiliaries](#): page 90142/2
[accessories](#): page 91903/2
[dimensions](#): page 90148/2

[curves](#): page 90180/2